

Technical Questionnaire

FOR ALL TYPE OF HEATING HOSES

Place of action (surroundings):	<input type="checkbox"/> Hall/inside <input type="checkbox"/> Outside
Installation conditions:	<input type="checkbox"/> Firmly laid <input type="checkbox"/> Hand application (is moved by hand) <input type="checkbox"/> Robot application <input type="checkbox"/> Drag chain/energy chain Notes: <div style="border: 1px solid black; height: 40px; width: 100%;"></div>
Minimum ambient temperature: Maximum ambient temperature:	_____ °C _____ °C
Type of the medium:	<input type="checkbox"/> Hot glue type (e.g. PUR glue): _____ <input type="checkbox"/> Gaseous media <input type="checkbox"/> Foodstuff / pharmaceutical products <input type="checkbox"/> Other, detailed description: <div style="border: 1px solid black; height: 40px; width: 100%;"></div>
Maximum occurring medium temperature (also from upstream devices):	_____ °C
Operating temperature:	_____ °C
Length of the heating hose:	_____ mm
Inner diameter basic hose (NW):	_____ mm
Maximum operating pressure: (incl. pressure peaks)	_____ bar
Heating hose silicone free:	<input type="checkbox"/> Yes <input type="checkbox"/> No
Material specification basic hose: (Usually a high-quality PTFE basic hose is used for our heating hoses) Not resistant to: molten zinc and tin, hot fluorine, oxygen difluoride or chlorotrifluoride and radioactive radiation	<input type="checkbox"/> PTFE smooth, max. 250°C <input type="checkbox"/> PTFE corrugated hose, max. 200°C <input type="checkbox"/> Stainless steel corrugated hose, max. 550°C <input type="checkbox"/> PA, max. 100°C <input type="checkbox"/> Metal tube; material: _____
Exchangeable inner tube for hot glue hoses: Only in T1 PTFE smooth version Max. NW20; length max. 10m	<input type="checkbox"/> Yes Nominal width ID: _____ mm

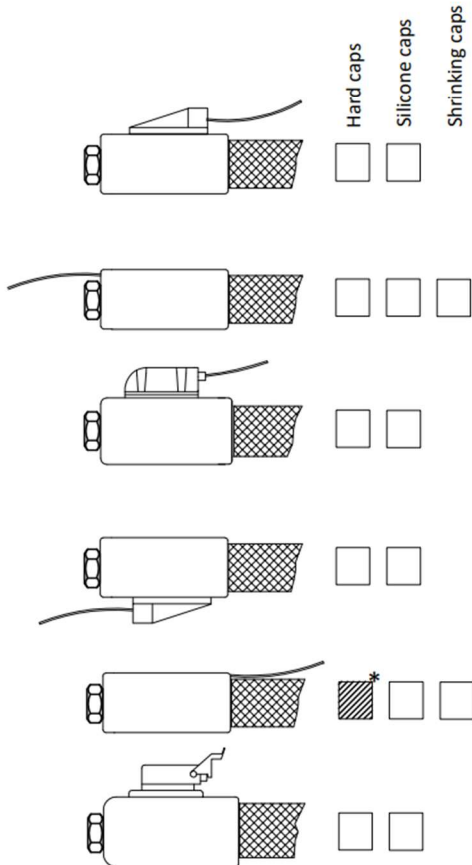
Exchangeable inner tube for analysis hoses: Standard: NW 4-12mm or imperial	<input type="checkbox"/> PTFE tube <input type="checkbox"/> PFA tube Nominal width ID: _____ mm / imperial, outer diameter OD: _____ mm / imperial, sticking out: _____ mm
Air/calibration line:	<input type="checkbox"/> PTFE tube <input type="checkbox"/> PFA tube Nominal width ID: _____ mm / imperial, outer diameter OD: _____ mm / imperial, sticking out: _____ m Air/calibration line set back _____ mm on separate cap (complete drawing on page 3)
Fittings: (Please note, that the inner diameter of the fitting is always smaller than the inner diameter of the hose)	Input side: _____ Material type: _____ Output side: _____ Material type: _____
Outer protection:	<input type="checkbox"/> PA braiding, black <input type="checkbox"/> Metal braiding out of: <input type="checkbox"/> galvanized steel <input type="checkbox"/> stainless steel <input type="checkbox"/> Silicone foam, black, washable <input type="checkbox"/> PA12 corrugated tube, hard, suitable for robots <input type="checkbox"/> PA6 corrugated tube, hard <input type="checkbox"/> TPE corrugated tube, soft <input type="checkbox"/> Other: _____
Heating hose end caps:	<input type="checkbox"/> Hard cap <input type="checkbox"/> Silicone cap <input type="checkbox"/> EPDM cap <input type="checkbox"/> Shrinking cap <input type="checkbox"/> Other: _____
Operating voltage:	_____ V(AC/DC)
Temperature sensor:	<input type="checkbox"/> Pt100 2-wire <input type="checkbox"/> 3-wire <input type="checkbox"/> 4-wire <input type="checkbox"/> Ni120 <input type="checkbox"/> NTC 100 kΩ <input type="checkbox"/> NiCr-Ni (Typ K) <input type="checkbox"/> FeCu-Ni (Typ J) <input type="checkbox"/> Other: _____ <input type="checkbox"/> Option with Cu-Braiding shielded Sensor position: _____ (standard is 0,5 m behind the electrical connection)
Temperature limiter (BI-metal):	<input type="checkbox"/> Yes; switch-off temperature: _____ °C Temperature limiter led out separately?
Heating hose in UL/CSA version:	<input type="checkbox"/> Yes. For UL/CSA heating hoses special conditions apply, please request the planning and operating instructions for customers.
Connection options (end caps, connection plug/supply line, socket, control wires)	Please complete the drawing on page 3 with all the information you have regarding these topics

Please return the preferably complete filled out questionnaire to sales@kletti-gmbh.com

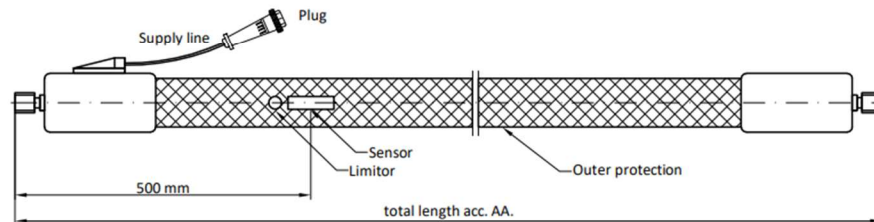
Please complete drawing of the heating hose with further details:

STA0001(Standard hose, with/without plug)

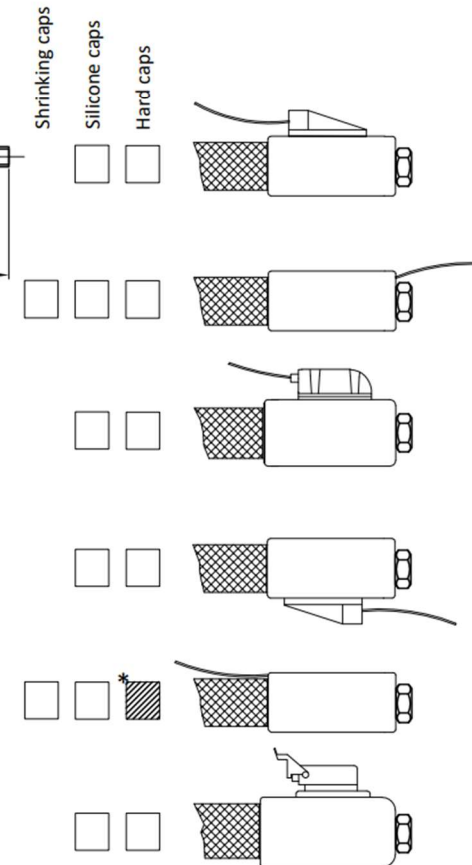
Machine Side



Basic and final construction such as Type of fittings, basic hose, Isolation can be found in the work assignment.
Deviations always include the information on the work assignment.



Gun Side



Hard caps

Hard caps Silicone caps Shrinking caps

Supply line

together separate Length: _____ m

Plug

without Binder 6+PE acc. work assignment

Sensor

PT100 2-wire PT100 3-wire PT100 4-wire

FeCuNi NiCrNi Ni120

isoliert

Limitor

no yes Value: _____ °C

Comments:
Specification of plug / socket / controll wires, please indicate the pin assignment:

* Version not suitable for corrugated tubes (outer protection)

KLETTI <small>LEBENSzyklus-Engineering</small> Verwendungsbereich Bernd Klettli GmbH Flexible elektrische Beheizungen	Erstellung			Maßstab	Original
	erstellt	Datum	Name	Werkstoff	
	geprüft	08.11.19	MENG		
	Norm			Benennung	Standardschlauch
CAD-Zeichnung Änderung nur über CAD	Änderung			Zeichnungsnummer STA0001	Blatt
		Datum	Name		
	Ursprung	Ersatz für	Ersetzt durch		